


Analysis of Deficiencies and possible action taken

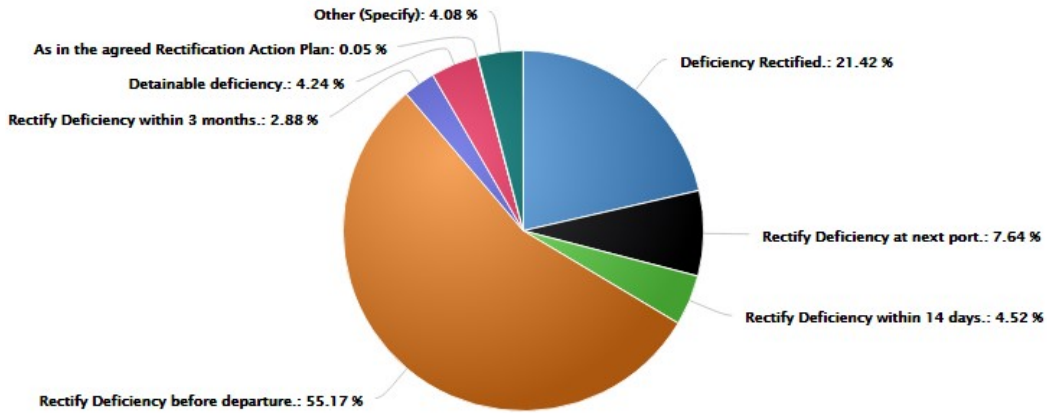
2016		
Deficiency Action	Count	% age
10 - Deficiency Rectified.	3946	20.76
15 - Rectify Deficiency at next port.	1437	7.56
16 - Rectify Deficiency within 14 days.	1255	6.6
17 - Rectify Deficiency before departure.	9876	51.97
18 - Rectify Deficiency within 3 months.	578	3.04
21 - Corrective action taken on the ISM system by the Company is required within 3 months	0	0
30 - Detainable deficiency.	1069	5.62
46 - Rectify detainable deficiency at agreed repair port	0	0
48 - As in the agreed flag state condition	0	0
49 - As in the agreed Rectification Action Plan	3	0.02
99 - Other (Specify)	841	4.43

Analysis of deficiencies and possible action taken during 2016



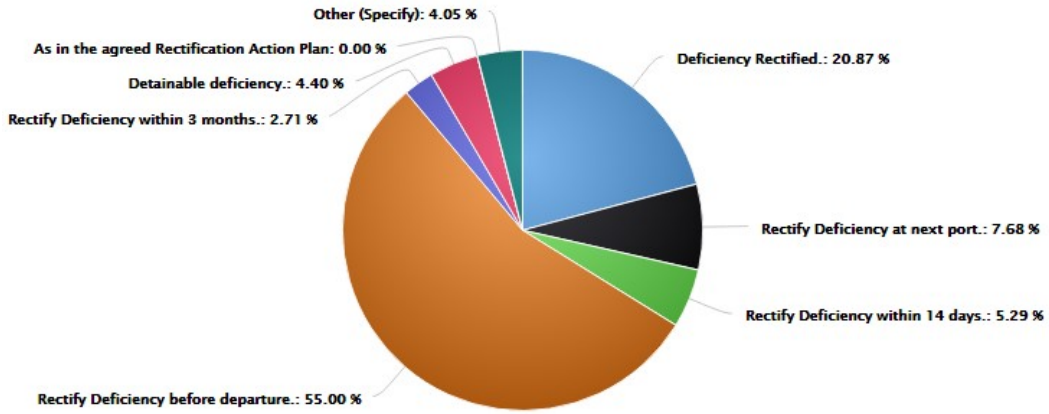
2015		
Deficiency Action	Count	% age
10 - Deficiency Rectified.	4129	21.42
15 - Rectify Deficiency at next port.	1473	7.64
16 - Rectify Deficiency within 14 days.	872	4.52
17 - Rectify Deficiency before departure.	10633	55.17
18 - Rectify Deficiency within 3 months.	555	2.88
30 - Detainable deficiency.	817	4.24
49 - As in the agreed Rectification Action Plan	9	0.05
99 - Other (Specify)	786	4.08

Analysis of deficiencies and possible action taken during 2015



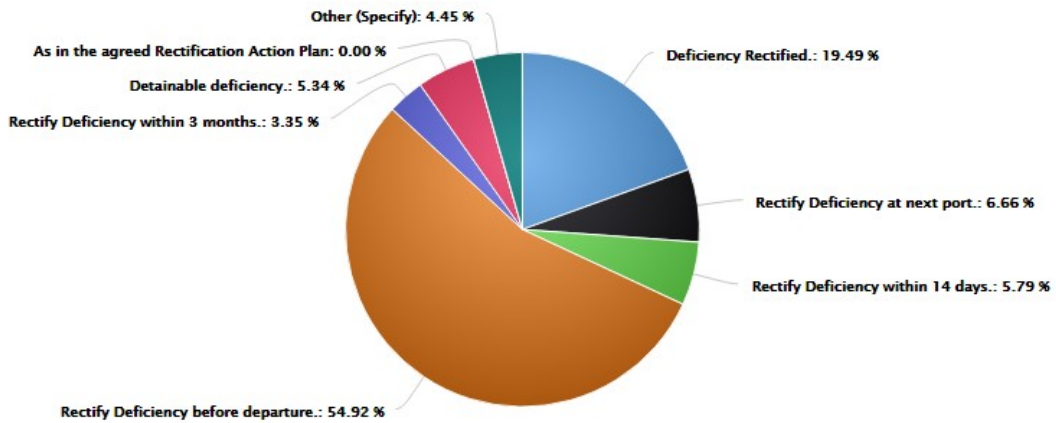
2014		
Deficiency Action	Count	% age
10 - Deficiency Rectified.	4494	20.87
15 - Rectify Deficiency at next port.	1653	7.68
16 - Rectify Deficiency within 14 days.	1140	5.29
17 - Rectify Deficiency before departure.	11844	55
18 - Rectify Deficiency within 3 months.	583	2.71
30 - Detainable deficiency.	948	4.4
49 - As in the agreed Rectification Action Plan	0	0
99 - Other (Specify)	872	4.05

Analysis of deficiencies and possible action taken during 2014



2013		
Deficiency Action	Count	% age
10 - Deficiency Rectified.	3379	19.49
15 - Rectify Deficiency at next port.	1155	6.66
16 - Rectify Deficiency within 14 days.	1004	5.79
17 - Rectify Deficiency before departure.	9522	54.92
18 - Rectify Deficiency within 3 months.	581	3.35
30 - Detainable deficiency.	926	5.34
49 - As in the agreed Rectification Action Plan	0	0
99 - Other (Specify)	772	4.45

Analysis of deficiencies and possible action taken during 2013



2012		
Deficiency Action	Count	% age
10 - Deficiency Rectified.	3463	18.52
15 - Rectify Deficiency at next port.	1174	6.28
16 - Rectify Deficiency within 14 days.	1098	5.87
17 - Rectify Deficiency before departure.	9843	52.63
18 - Rectify Deficiency within 3 months.	692	3.7
30 - Detainable deficiency.	1398	7.48
49 - As in the agreed Rectification Action Plan	0	0
99 - Other (Specify)	1033	5.52

Analysis of deficiencies and possible action taken during 2012

