

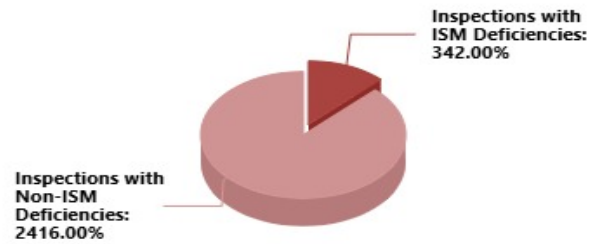
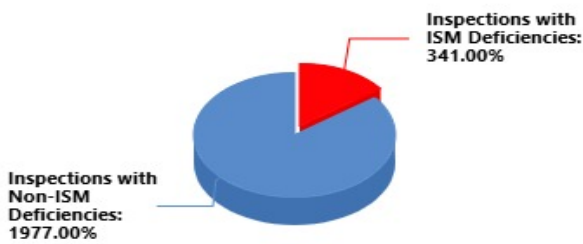
Number of Inspection with ISM & Non-ISM Deficiencies (2020-2024)

Year	Number of Inspections with Deficiencies	Number of Inspections with ISM Deficiencies	Number of Inspections with Non-ISM Deficiencies
2024	2758	342 (12.40%)	2416 (87.60%)
2023	3021	408 (13.51%)	2613 (86.49%)
2022	2279	353 (15.49%)	1926 (84.51%)
2021	2197	348 (15.84%)	1849 (84.16%)
2020	2318	341 (14.71%)	1977 (85.29%)
Total(2020 - 2024)	12573	1792 (14.25%)	10781 (85.75%)

Graphical Representation

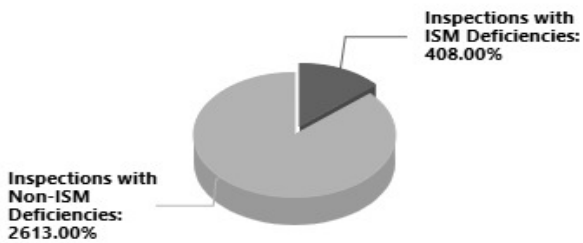
Inspection with deficiencies 2020 - 2024

Inspection with deficiencies 2024



Inspection with deficiencies 2023

Inspection with deficiencies 2022



Inspection with deficiencies 2021

Inspection with deficiencies 2020

