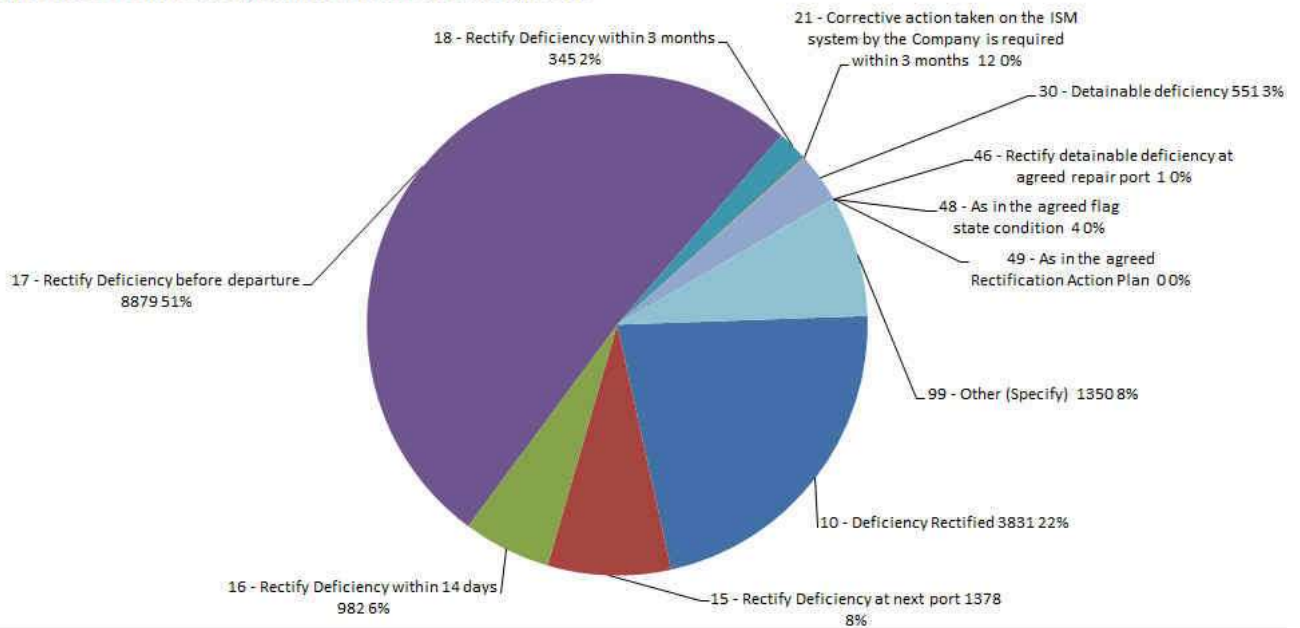


### Analysis of Deficiencies and possible action taken

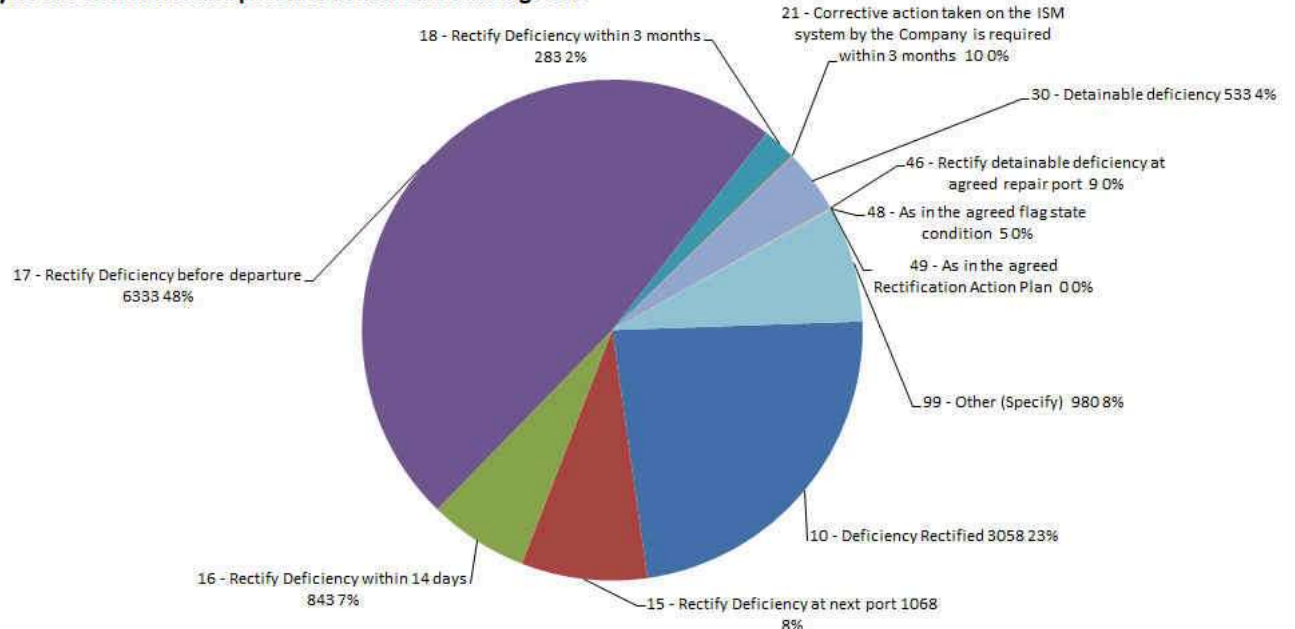
<b>2023</b>		
Deficiency Action	Count	% age
10 - Deficiency Rectified.	3831	22.1
15 - Rectify Deficiency at next port.	1378	7.95
16 - Rectify Deficiency within 14 days.	982	5.67
17 - Rectify Deficiency before departure.	8879	51.23
18 - Rectify Deficiency within 3 months.	345	1.99
21 - Corrective action taken on the ISM system by the Company is required within 3 months	12	0.07
30 - Detainable deficiency.	551	3.18
46 - Rectify detainable deficiency at agreed repair port	1	0.01
48 - As in the agreed flag state condition	4	0.02
49 - As in the agreed Rectification Action Plan	0	0.00
99 - Other (Specify)	1350	7.79

#### Analysis of deficiencies and possible action taken during 2023



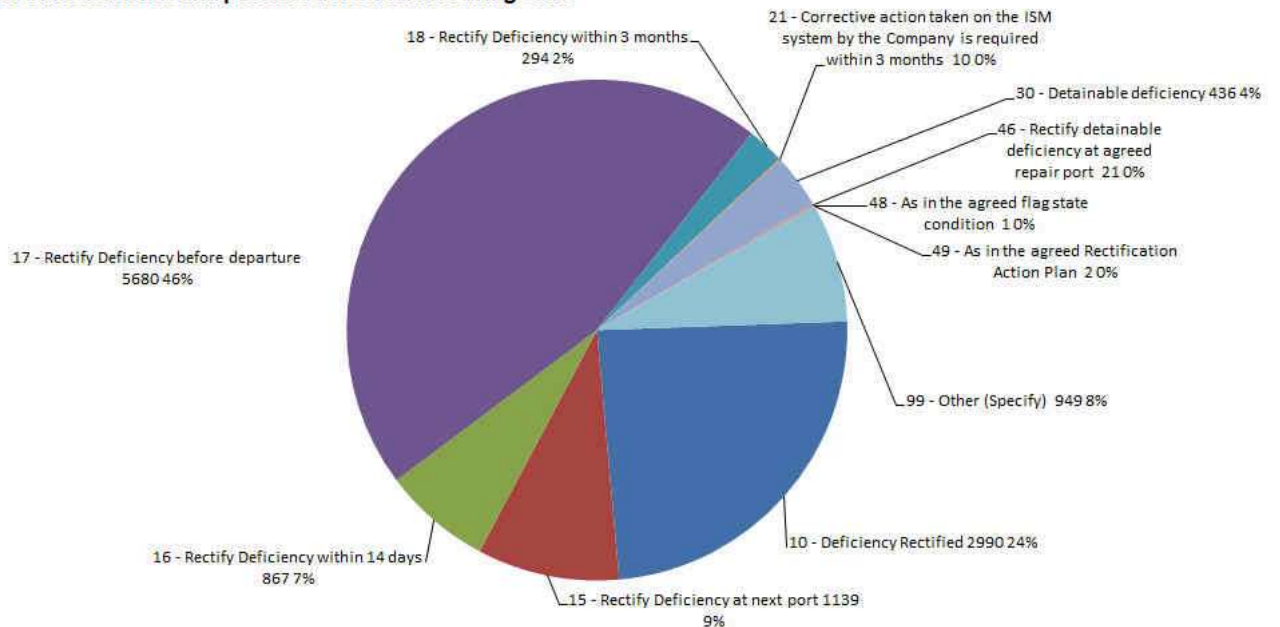
<b>2022</b>		
Deficiency Action	Count	% age
10 - Deficiency Rectified.	3058	23.30
15 - Rectify Deficiency at next port.	1068	8.14
16 - Rectify Deficiency within 14 days.	843	6.43
17 - Rectify Deficiency before departure.	6333	48.26
18 - Rectify Deficiency within 3 months.	283	2.16
21 - Corrective action taken on the ISM system by the Company is required within 3 months	10	0.08
30 - Detainable deficiency.	533	4.06
46 - Rectify detainable deficiency at agreed repair port	9	0.07
48 - As in the agreed flag state condition	5	0.04
49 - As in the agreed Rectification Action Plan	0	0
99 - Other (Specify)	980	7.47

#### Analysis of deficiencies and possible action taken during 2022



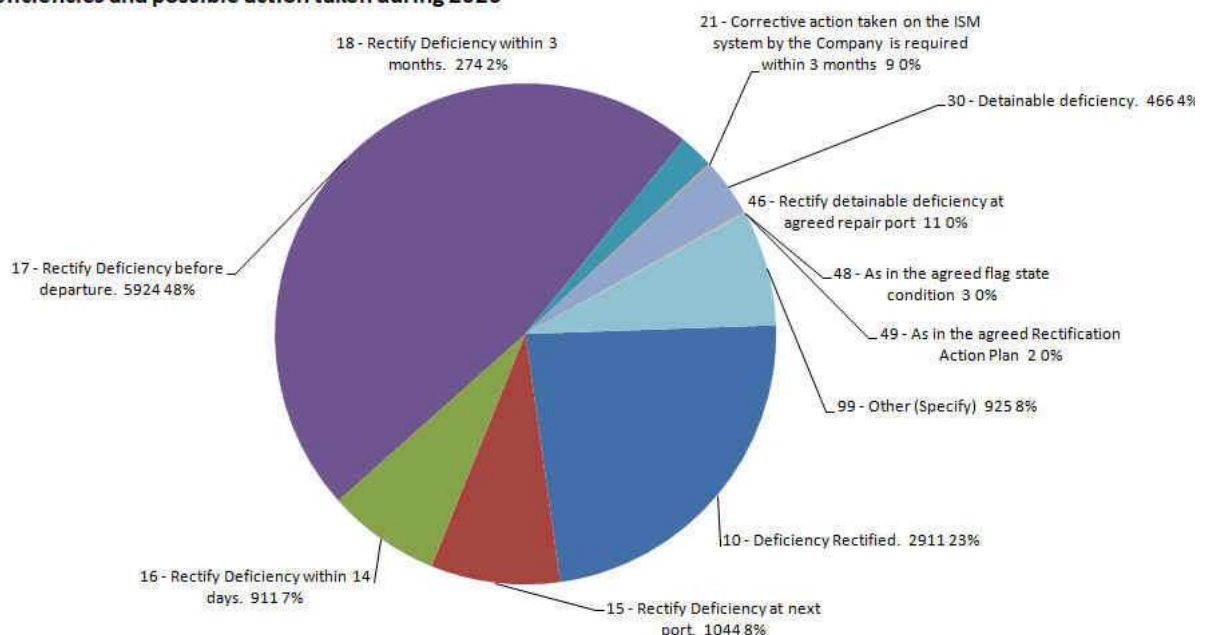
2021		
Deficiency Action	Count	% age
10 - Deficiency Rectified.	2990	24.13
15 - Rectify Deficiency at next port.	1139	9.19
16 - Rectify Deficiency within 14 days.	867	7.00
17 - Rectify Deficiency before departure.	5680	45.85
18 - Rectify Deficiency within 3 months.	294	2.37
21 - Corrective action taken on the ISM system by the Company is required within 3 months	10	0.08
30 - Detainable deficiency.	436	3.52
46 - Rectify detainable deficiency at agreed repair port	21	0.17
48 - As in the agreed flag state condition	1	0.01
49 - As in the agreed Rectification Action Plan	2	0.02
99 - Other (Specify)	949	7.66

### Analysis of deficiencies and possible action taken during 2021



2020		
Deficiency Action	Count	% age
10 - Deficiency Rectified.	2911	23.33
15 - Rectify Deficiency at next port.	1044	8.37
16 - Rectify Deficiency within 14 days.	911	7.30
17 - Rectify Deficiency before departure.	5924	47.47
18 - Rectify Deficiency within 3 months.	274	2.20
21 - Corrective action taken on the ISM system by the Company is required within 3 months	9	0.07
30 - Detainable deficiency.	466	3.73
46 - Rectify detainable deficiency at agreed repair port	11	0.09
48 - As in the agreed flag state condition	3	0.02
49 - As in the agreed Rectification Action Plan	2	0.02
99 - Other (Specify)	925	7.41

### Analysis of deficiencies and possible action taken during 2020



2019		
Deficiency Action	Count	% age
10 - Deficiency Rectified.	2886	20.66
15 - Rectify Deficiency at next port.	1281	9.17
16 - Rectify Deficiency within 14 days.	1058	7.57
17 - Rectify Deficiency before departure.	7144	51.14
18 - Rectify Deficiency within 3 months.	287	2.05
21 - Corrective action taken on the ISM system by the Company is required within 3 months	13	0.09
30 - Detainable deficiency.	473	3.39
46 - Rectify detainable deficiency at agreed repair port	0	0
48 - As in the agreed flag state condition	0	0
49 - As in the agreed Rectification Action Plan	1	0.01
99 - Other (Specify)	827	5.92

### Analysis of deficiencies and possible action taken during 2019

